

# Financial Results 9M. 2005

22 /11/ 2005

**MYTILINEOS<sup>®</sup>**  

---

**H O L D I N G S S . A .**

Presented by:  
CEO – Mr E. Mytilineos  
CFO - Mr I. Dimou

# Agenda

**A. Group Financial Highlights**

**B. Key figures by Quarter**

**C. Segments Performance**

**D. Variance Analysis - Group**

**E. Group Leverage**

**F. Stock Data**

# Agenda

## **A. Group Financial Highlights**

## **B. Key figures by Quarter**

## **C. Segments Performance**

## **D. Variance Analysis - Group**

## **E. Group Leverage**

## **F. Stock Data**

# MYTILINEOS Group – Summary Financial Results

## Highlights

### Key Drivers:

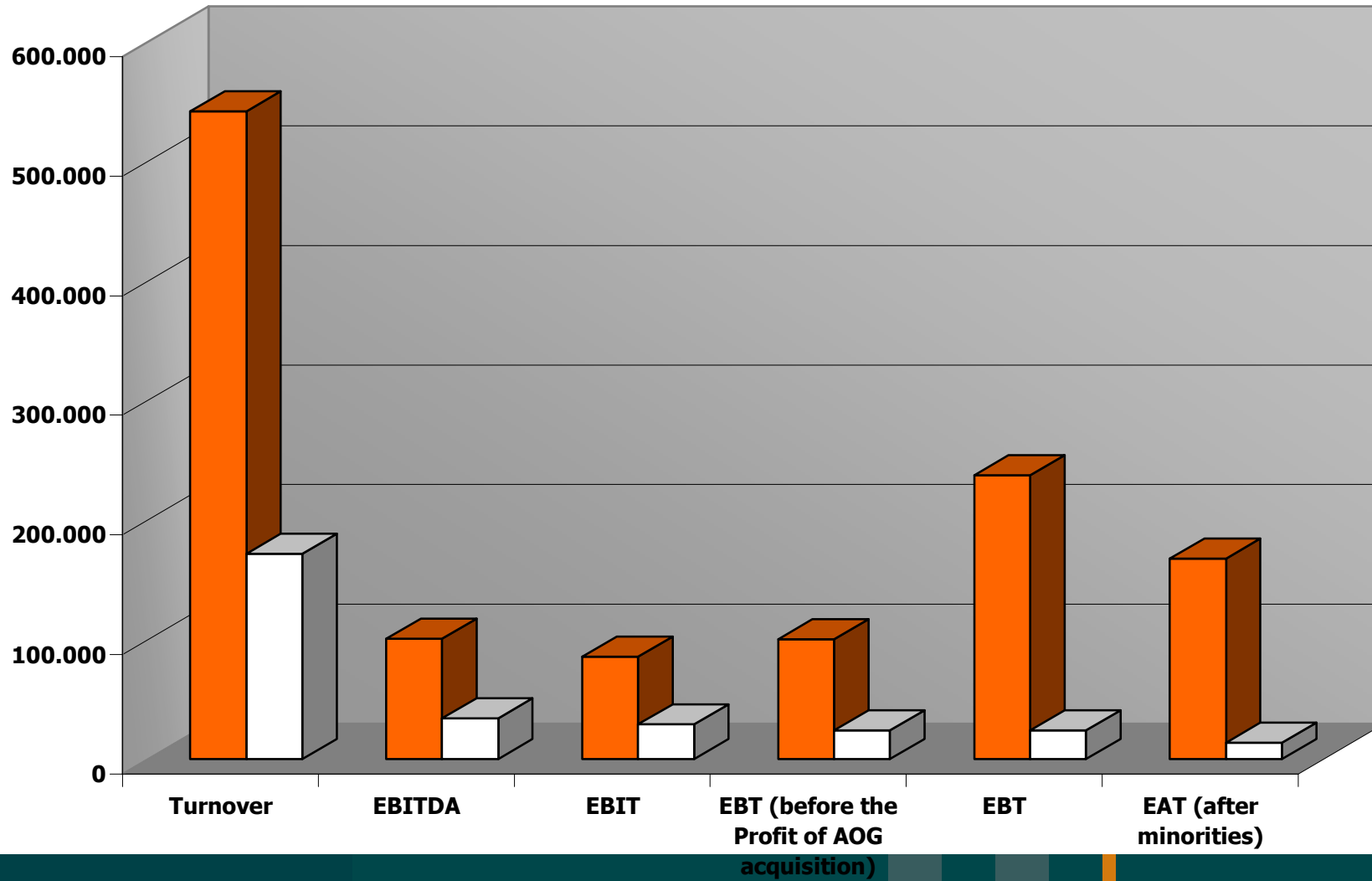
- **AoG**
- **Alumina Contract**
- **METKA strong performance**

<b>MYTILINEOS - GROUP</b> <i>amounts in '000 €</i>	<b>30.09.2005</b>	<b>30.09.2004</b>	<b>CHANGE (%)</b>
<u>Turnover</u>	541.772	171.366	216,1%
<u>Earnings Before Financial Results, Taxes and Depreciation (EBITDA)</u>	100.613	33.797	197,7%
<u>Earnings Before Financial Results and Taxes (EBIT)</u>	85.646	28.682	198,6%
<u>Earnings Before Taxes and before the profit of acquiring A.O.G</u>	99.988	23.694	322,0%
<u>Earnings Before Taxes (EBT)</u>	237.453	23.694	902,2%
<u>Earnings After Tax and after minorities (EATam)</u>	167.363	13.485	1141,1%
<b><i>Cash Flows</i></b> <i>amounts in '000 €</i>			
<u>Cash Flow form Operations</u>	77.205	-9.902	-879,7%
<u>Cash Flow from Investment activities</u>	32.276	2.630	1127,2%
<u>Cash Flow form Financial Activities</u>	-10.427	-5.788	80,1%
<u>Net Cash Flow for the period</u>	99.054	-13.060	-858,5%

# MYTILINEOS Group – Summary Financial Results

## MYTILINEOS GROUP

■ 30.09.2005  
□ 30.09.2004



# METKA Group – Summary Financial Results

## Highlights

### Key Drivers:

- **Healthy projects**
- **Project completion on target**

- **Backlog: 493 mil €**

- **Zero Debt**

- **Increased Cash Inflows**

### METKA - GROUP

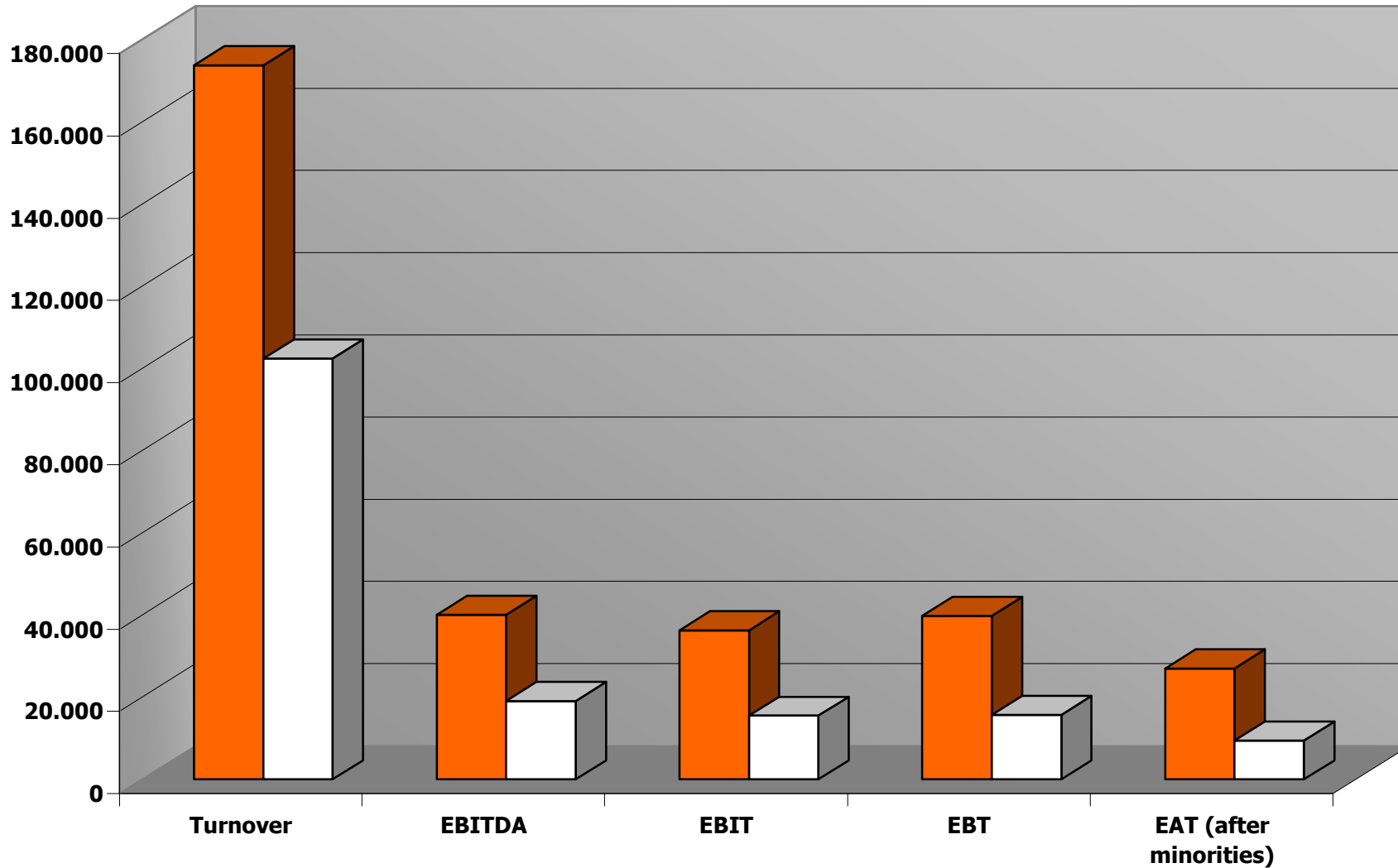
amounts in '000 €

	30.09.2005	30.09.2004	CHANGE (%)
<u>Turnover</u>	173.668	102.340	69,7%
<u>Earnings Before Financial Results, Taxes and Depreciation (EBITDA)</u>	40.006	19.019	110,3%
<u>Earnings Before Financial Results and Taxes (EBIT)</u>	36.237	15.483	134,0%
<u>Earnings Before Taxes (EBT)</u>	39.731	15.653	153,8%
<u>Earnings After Tax and after minorities (EATam)</u>	27.039	9.452	186,1%
<b>Cash Flows</b>			
amounts in '000 €			
<u>Cash Flow form Operations</u>	70.194	-2.149	-3365,7%
<u>Cash Flow from Investment activities</u>	5.353	-3.078	-273,9%
<u>Cash Flow form Financial Activities</u>	-10.553	-8.352	26,4%
<u>Net Cash Flow for the period</u>	64.994	-13.579	-578,6%

# METKA Group – Summary Financial Results

METKA GROUP

■ 30.09.2005  
□ 30.09.2004



# ALUMINUM OF GREECE Group – Summary Financial Results

## Highlights

### Key Drivers:

- Increased LME in \$
- Higher €/ \$ parity
- Slight stock variation
- Proceeds from shares disposals

### • Zero Debt

- Outflows for dividends and Capex

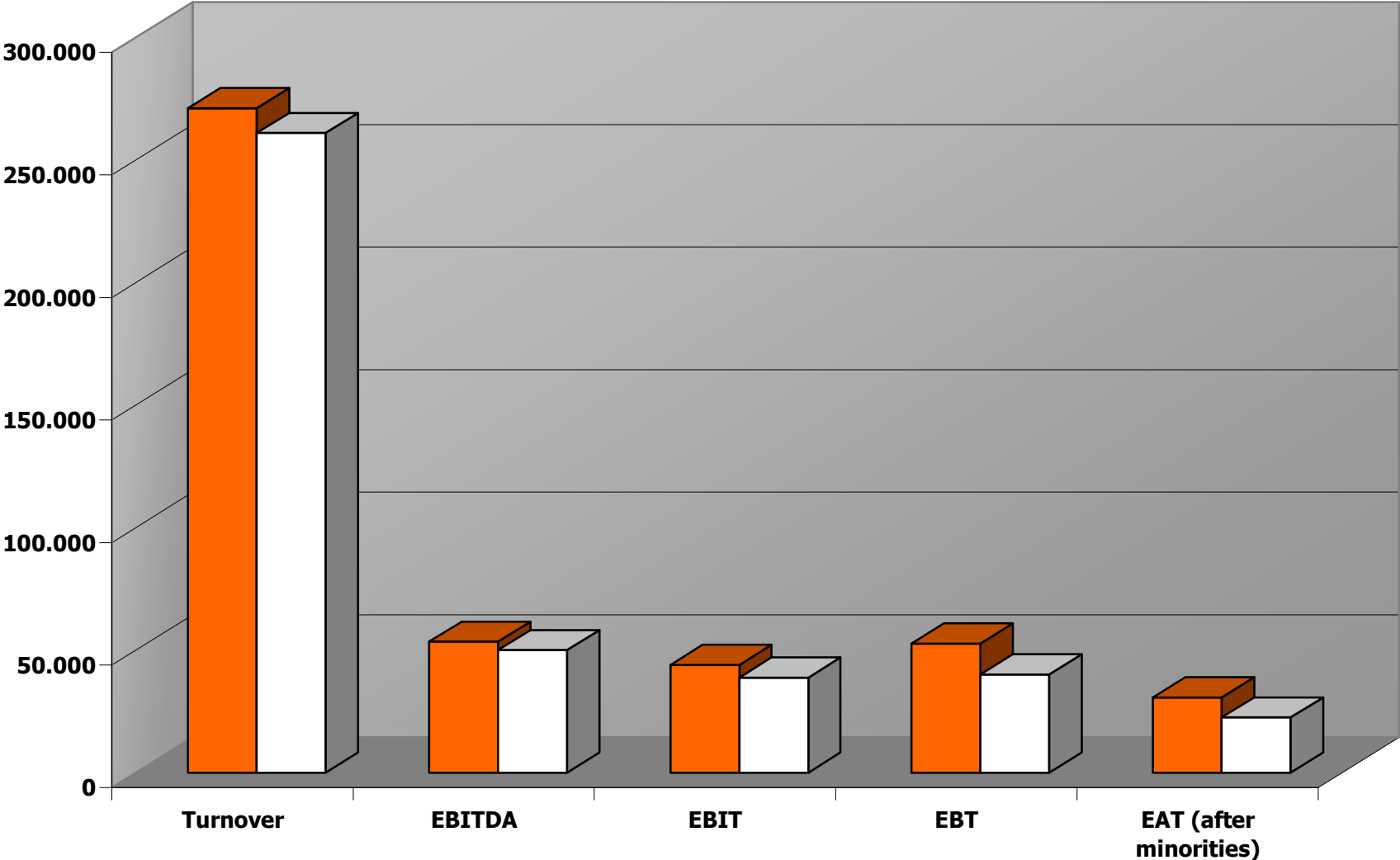
ALUMINUM OF GREECE - GROUP <i>amounts in '000 €</i>	30.09.2005	30.09.2004	CHANGE (%)
Turnover	271.119	260.948	3,9%
Earnings Before Financial Results, Taxes and Depreciation (EBITDA)	53.412	49.929	7,0%
Earnings Before Financial Results and Taxes (EBIT)	43.877	38.775	13,2%
Earnings Before Taxes (EBT)	52.586	40.079	31,2%
Earnings After Tax and after minorities (EATam)	30.676	22.525	36,2%
<b>Cash Flows</b> <i>amounts in '000 €</i>			
Cash Flow form Operations (before taxes)	34.294	57.868	-40,7%
Net Cash Flow from operations (after taxes)	278	47.945	-99,4%
Cash Flow from Investment activities	-28.862	-13.017	121,7%
Cash Flow form Financial Activities	-30.328	-6.509	-
Net Cash Flow for the period	-58.912	28.418	-307,3%



# ALUMINUM OF GREECE Group – Summary Financial Results

ALUMINUM OF GREECE

30.09.2005  
30.09.2004



# Agenda

**A. Group Financial Highlights**

**B. Key figures by Quarter**

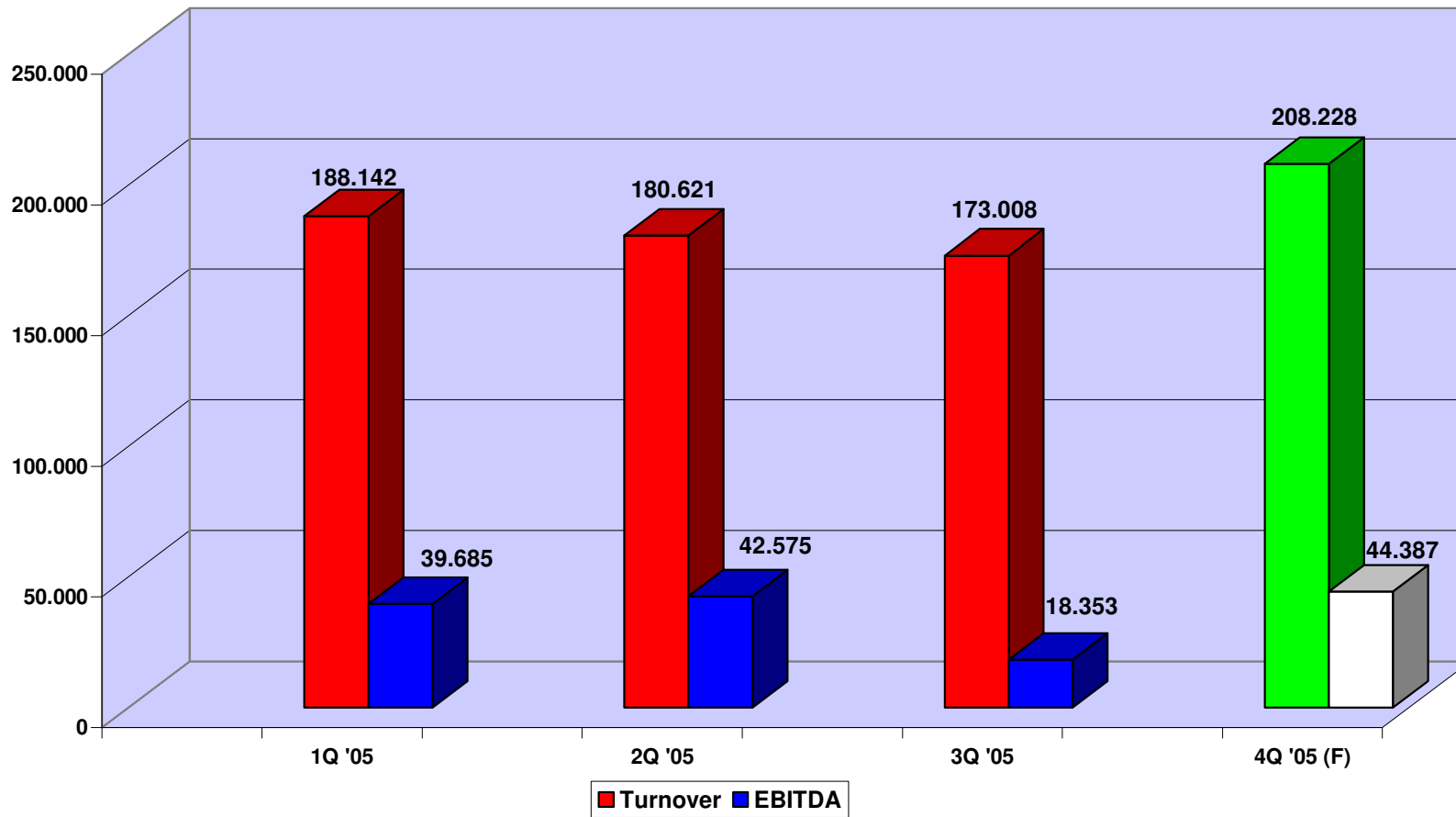
**C. Segments Performance**

**D. Variance Analysis - Group**

**E. Group Leverage**

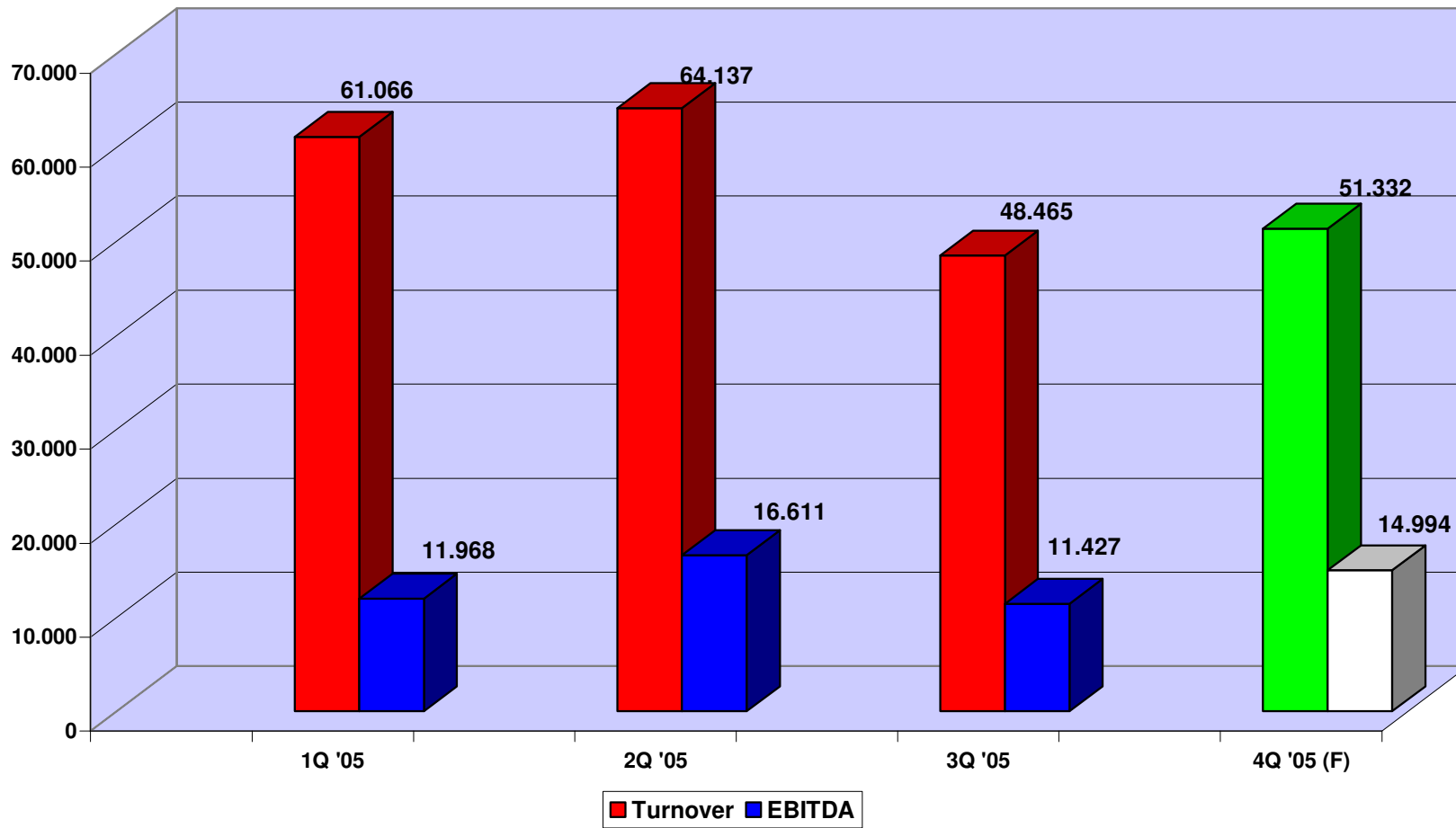
**F. Stock Data**

# MYTILINEOS Group – SALES & EBITDA by Q



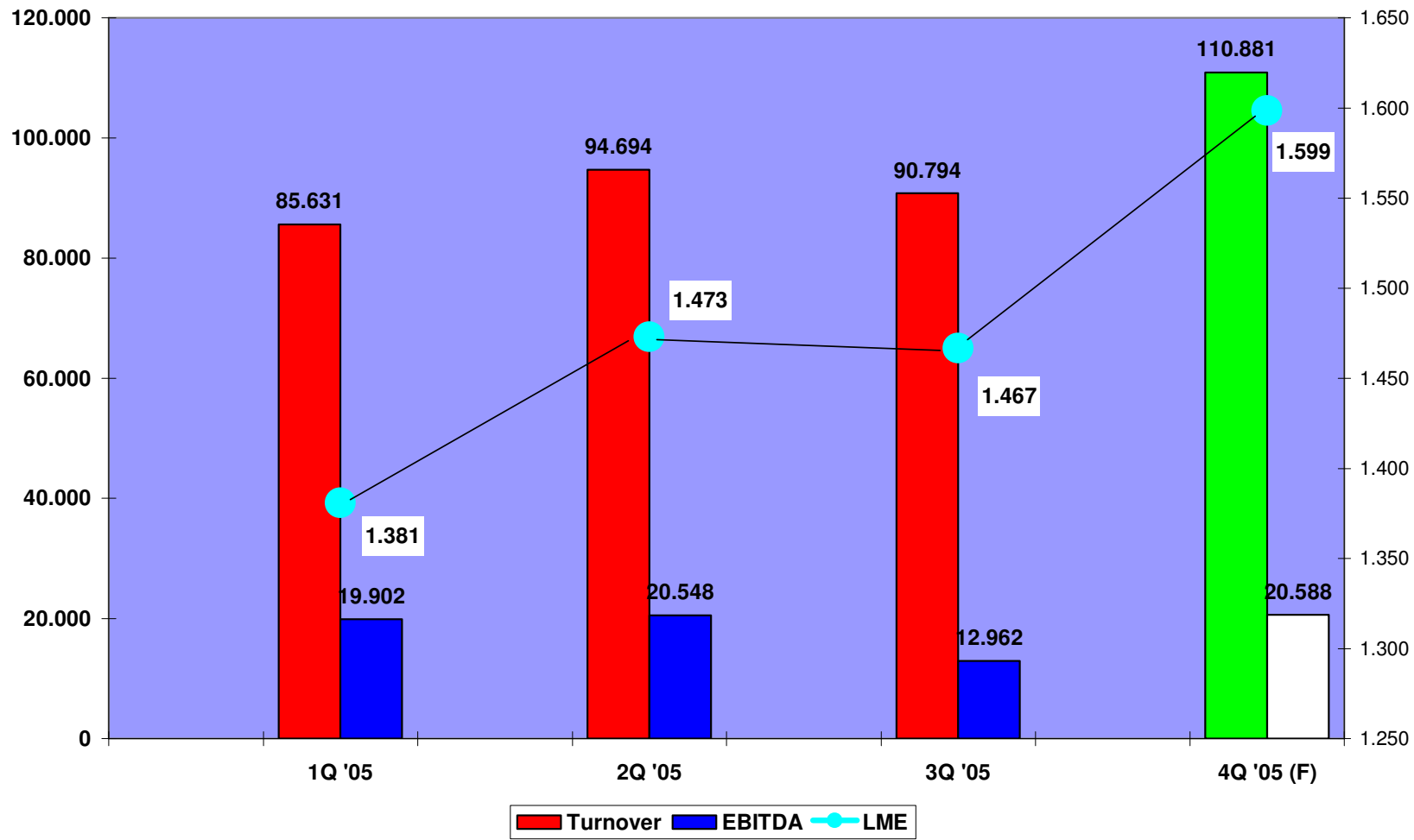
**Guidance 2005:**  
**Turnover: € 750m**  
**EBITDA: € 145m**

# METKA Group – SALES & EBITDA by Q



**Guidance 2005:**  
**Turnover: € 225m**  
**EBITDA: € 55m**

# AOG Group – SALES & EBITDA by Q



**Guidance 2005:**  
**Turnover: € 382m**  
**EBITDA: € 74m**

# Agenda

**A. Group Financial Highlights**

**B. Key figures by Quarter**

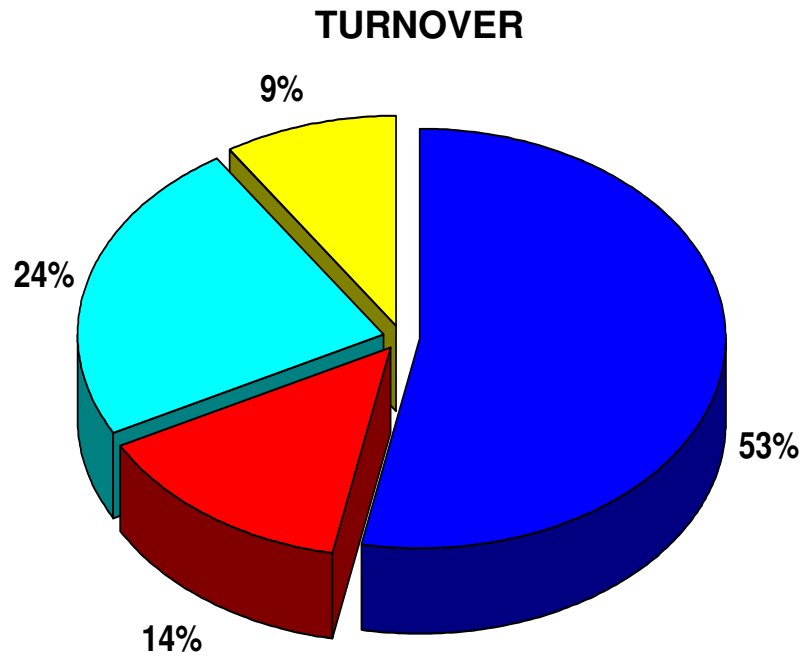
**C. Segments Performance**

**D. Variance Analysis - Group**

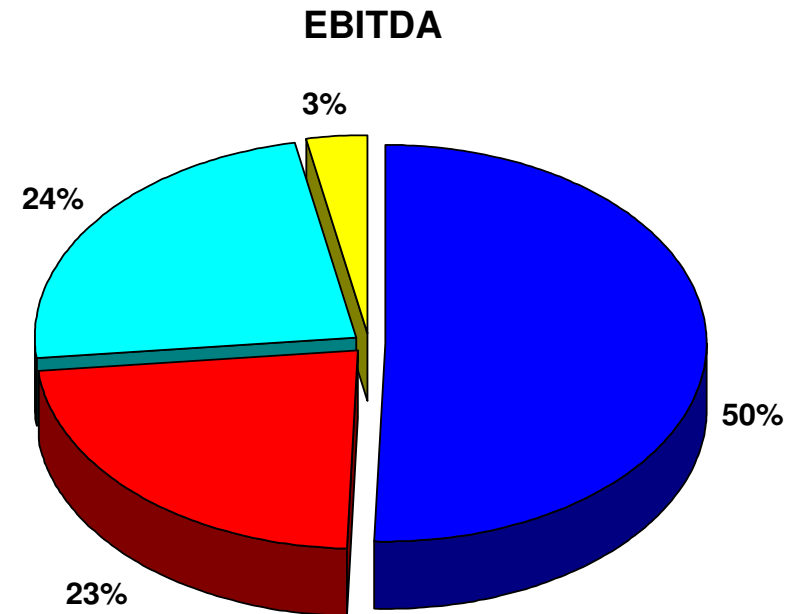
**E. Group Leverage**

**F. Stock Data**

# Performance per Segment – Group (YTD September 2005)



■ Metallurgy & Mining ■ Alumina Contract ■ EPC projects ■ Other



■ Metallurgy & Mining ■ Alumina Contract ■ EPC projects ■ Other

# Agenda

**A. Group Financial Highlights**

**B. Key figures by Quarter**

**C. Segments Performance**

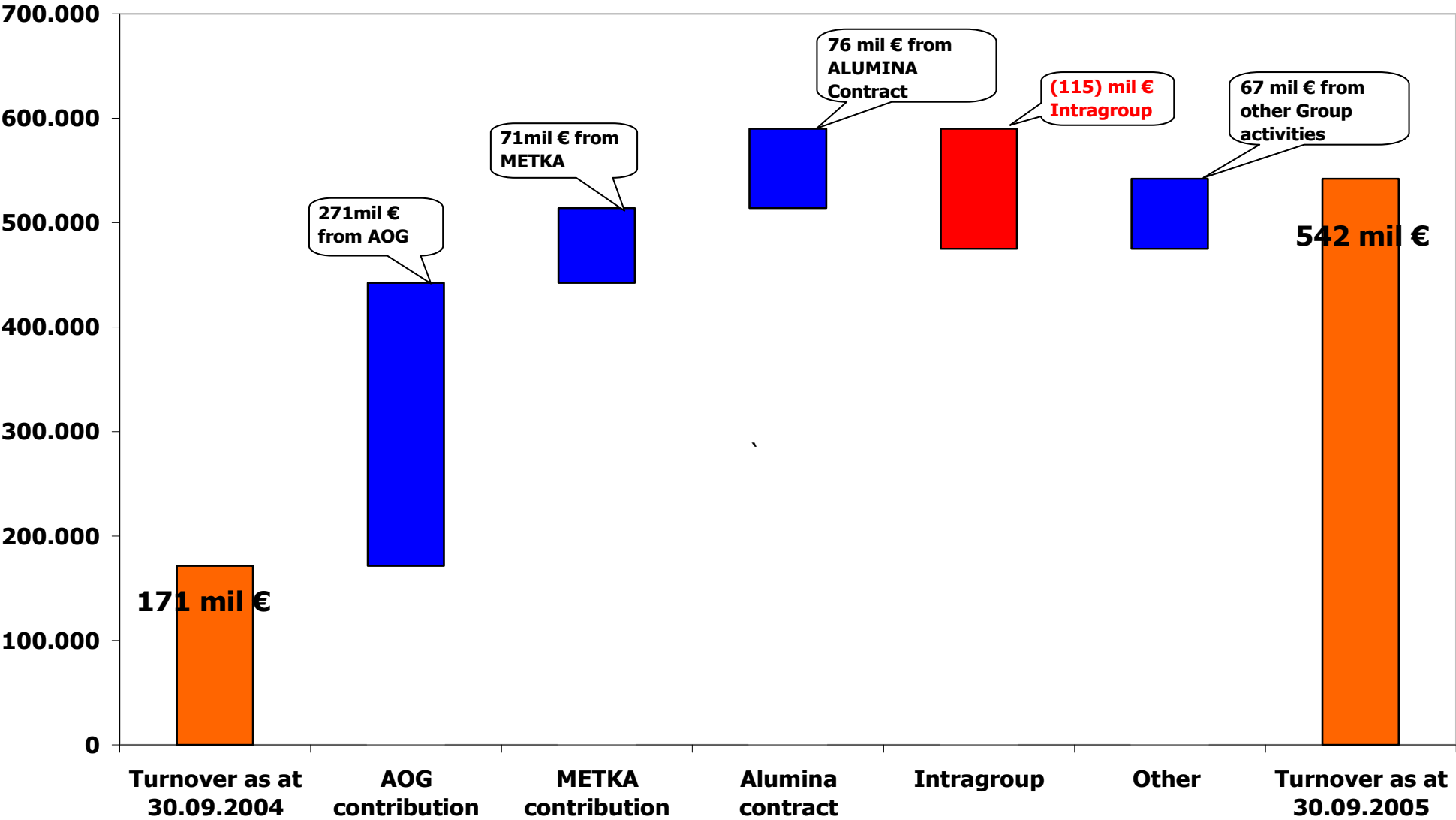
**D. Variance Analysis - Group**

**E. Group Leverage**

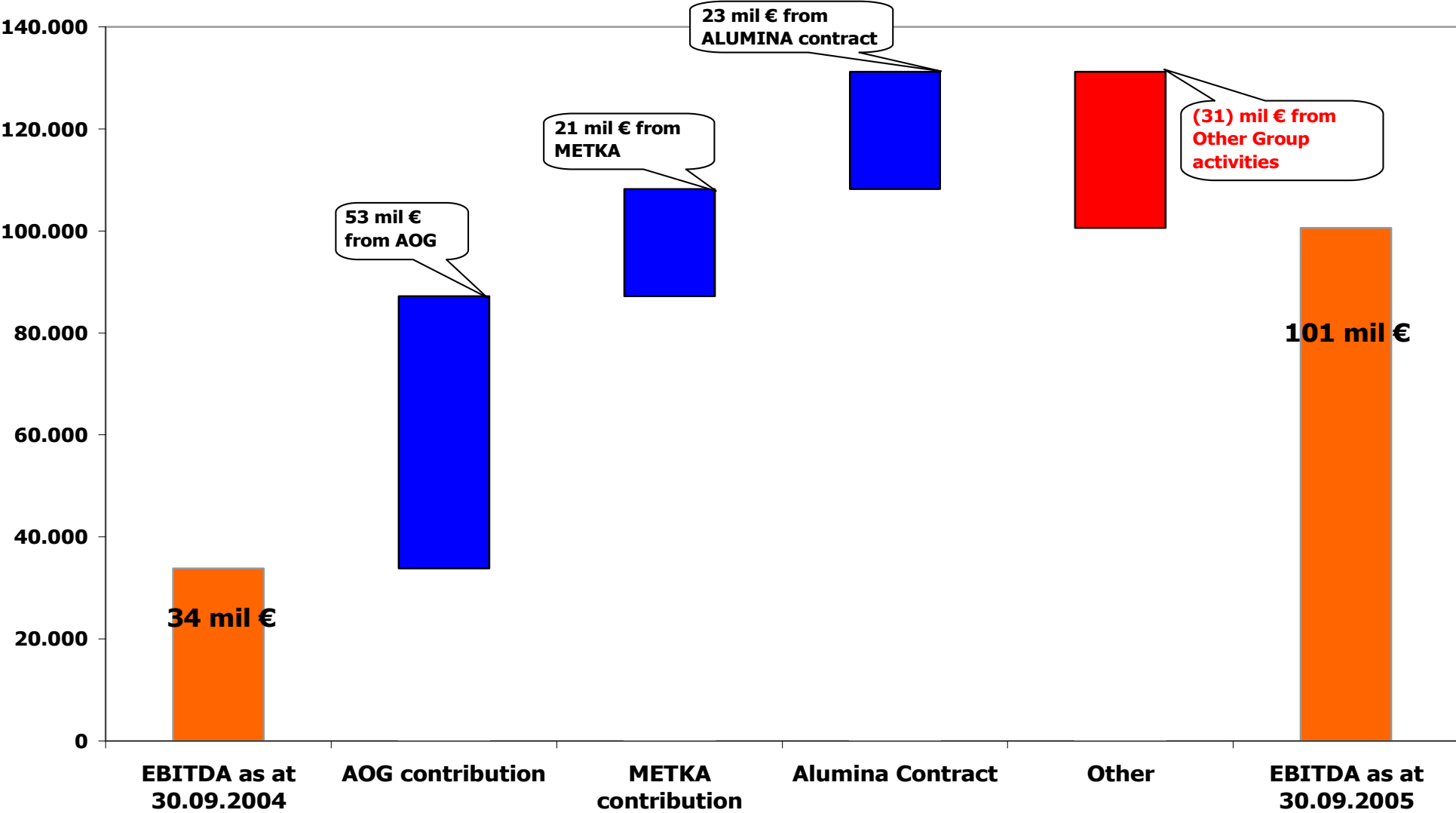
**F. Stock Data**



# MYTILINEOS GROUP – TURNOVER VARIANCE ANALYSIS



# MYTILINEOS GROUP – EBITDA VARIANCE ANALYSIS



# Agenda

**A. Group Financial Highlights**

**B. Key figures by Quarter**

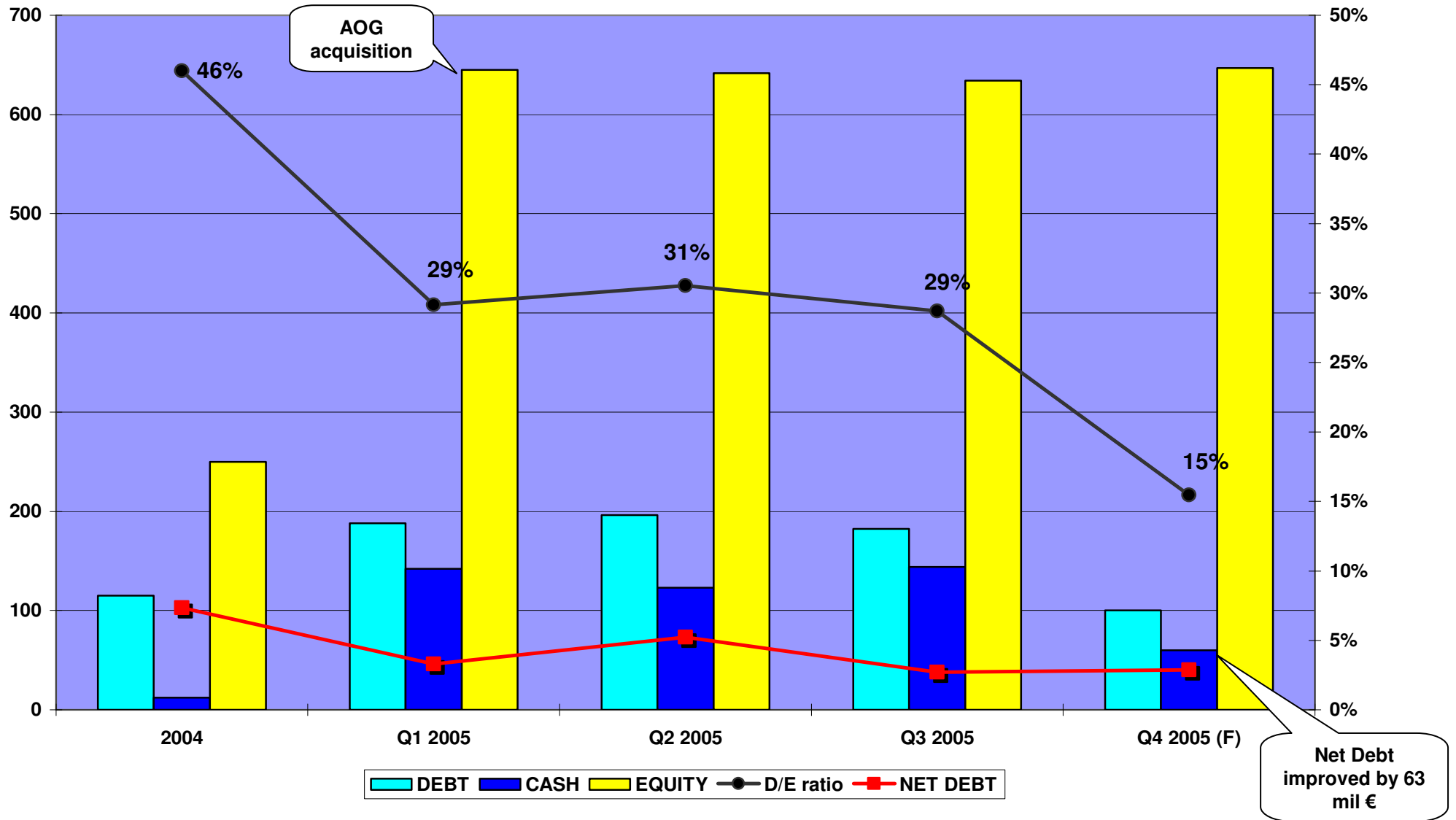
**C. Segments Performance**

**D. Variance Analysis - Group**

**E. Group Leverage**

**F. Stock Data**

# Group – Debt/Equity Analysis



# Agenda

**A. Group Financial Highlights**

**B. Key figures by Quarter**

**C. Segments Performance**

**D. Variance Analysis - Group**

**E. Group Leverage**

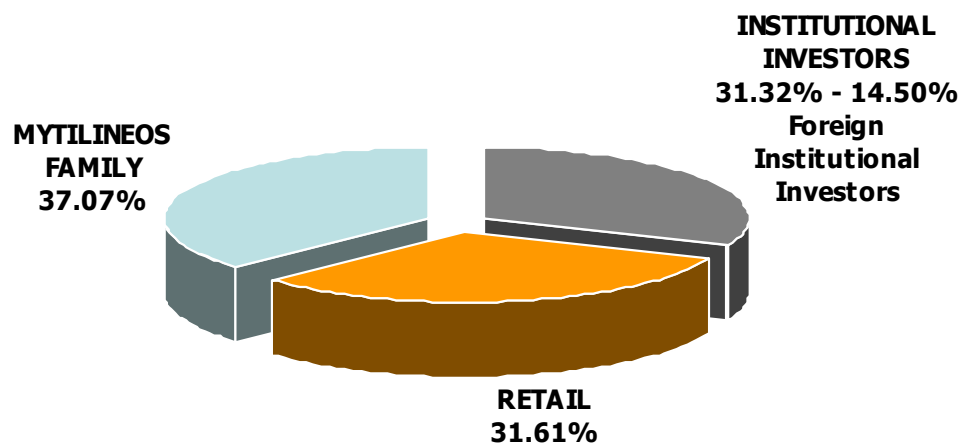
**F. Stock Data**

# Stock Data – Mytilneos Holdings S.A

• Total Number Of Shares:	40,520,340
• Total Number of Shareholders:	32,000
• Free float:	62.93%
	Institutional Investors: 31.32%
	Retail: 31.61%
• Mytilneos' Family:	37.07%
• Capitalization as of 21/11/2005:	€ 665 mn.
• Average Daily - Trading Volume / Trading Value 9M 2005:	178,342 shares / € 1,737,051
• Listing Indexes:	Composite, Wholesale Commerce, FTSE/ASE Mid-40, FTSE/ASE 140, FTSE Med 100, EPSI 50, MSCI Small Cap, HSBC Small Cap
• Sector:	Wholesale Commerce
• Reuters:	MYTr.AT
• Bloomberg:	MYTIL. GA

# Stock Data – Mytilineos Holdings S.A

## SHAREHOLDERS' STRUCTURE - MYTILINEOS HOLDINGS S.A.



**Free Float: 62,93%**

**Total Number of Shares: 40,520,340**

**Total Number of Shareholders: 32,000**

# Stock Data – METKA S.A

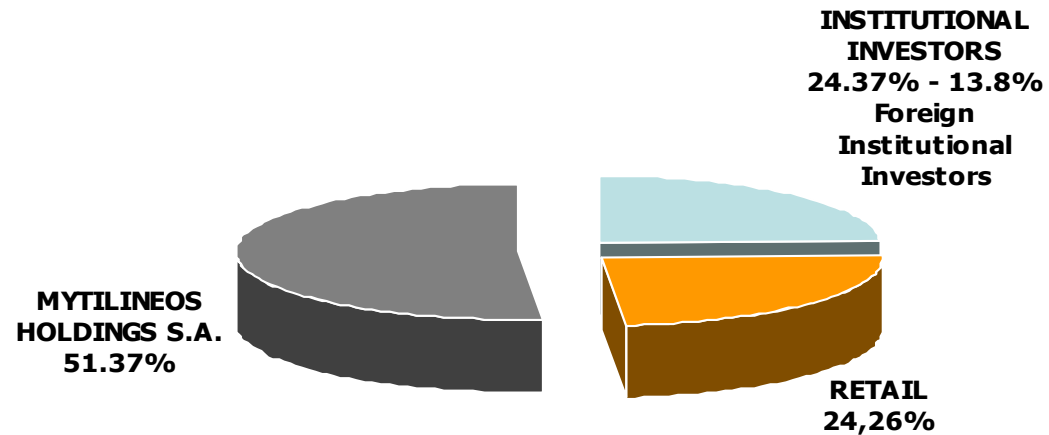
- Total Number of Shares: 51,950,600
- Total Number of Shareholders: 14,000
- Free float: 48.63%
  - Institutional Investors: 24.37%
  - Retail: 24.26%
- MYTILINEOS HOLDINGS S.A.: 51.37%
- Capitalization as of 21/11/2005: € 420 mn.
- Average Daily - Trading Volume / Trading Value 9M 2005: 131,716 shares / € 902,254
- Listing Indexes: Composite, Industrial, FTSE/ASE Mid-40, FTSE/ASE 140, FTSE Med 100, EPSI 50, HSBC Small Cap
- Sector: Metal Products
- Reuters: MTKr.AT
- Bloomberg: METTK. GA



# Stock Data – METKA S.A

## SHAREHOLDERS' STRUCTURE - METKA S.A.

Free Float: 48.63%



**Total Number of Shares: 51,950,600**

**Total Number of Shareholders: 14,000**

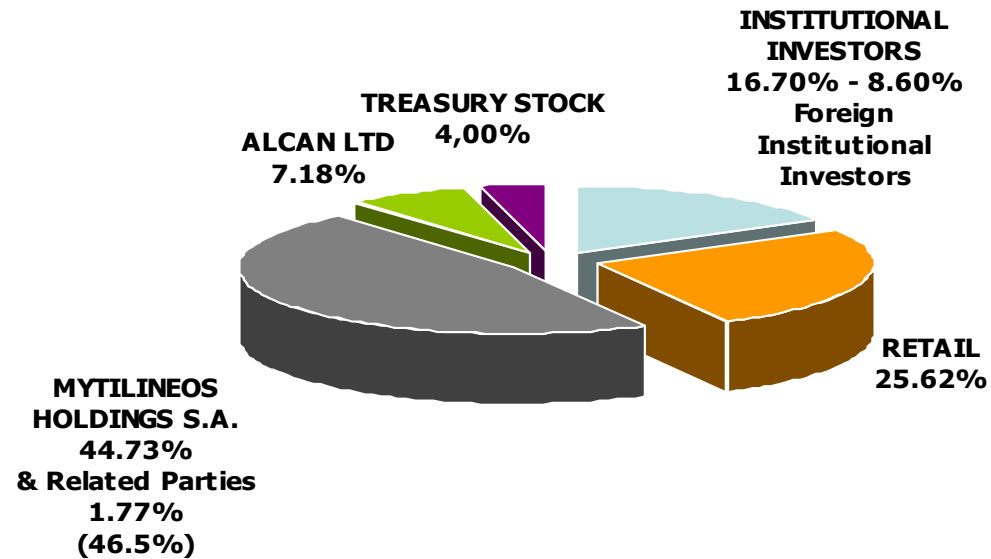
# Stock Data – ALG S.A

• Total Number of Shares:	21,578,040
• Total Number of Shareholders:	8,800
• Free float:	43.67%
	Institutional Investors: 16.70%
	Retail: 25.62%
• MYTILINEOS HOLDINGS S.A. & Related Parties:	46,50%
• ALCAN LTD:	7,18%
• Aluminum of Greece S.A. (Treasury Stock)	4%
• Capitalization as of 21/11/2005:	€ 440 mn.
• Average Daily - Trading Volume / Trading Value 9M 2005:	135,568 shares / € 1,961,668
• Listing Indexes:	Composite, Industrial, Base Metals, FTSE/ASE Mid-40, FTSE/ASE 140, FTSE Med 100, EPSI 50, HSBC Small Cap
• Sector:	Base Metals
• Reuters:	ALGr.AT
• Bloomberg:	ALEK. GA

# Stock Data – ALG S.A

## SHAREHOLDERS' STRUCTURE – Aluminium of Greece S.A.

Free Float: 43.67%



**Total Number of Shares: 21,578,040**

**Total Number of Shareholders: 8,800**

# Contact Information

## **Christos Gavalas**

Group Treasurer

[chg@mytilineos.gr](mailto:chg@mytilineos.gr)

Tel: +30-210-687735

Fax: +30-210-6877400

## **Nikos Kontos**

Investor Relations

[nko@mytilineos.gr](mailto:nko@mytilineos.gr)

Tel: +30-210-6877395

Fax: +30-210-6877400

## **Mytilineos Holdings S.A.**

5-7 Patroklou Str.

15125 Maroussi

Athens

Greece

Tel: +30-210-6877300

Fax: +30-210-6877400

[www.mytilineos.gr](http://www.mytilineos.gr)